



# doTERRA<sup>®</sup> GO IN BLOOM

*March 2024*



# Table of Contents

[Introduction](#)

[Tightening Serum](#)

[dōTERRA sun Face Mineral Sunscreen Daily Moisturizer](#)

[Helichrysum Touch](#)

[Frankincense Touch](#)

[Melissa](#)

[Blue Tansy](#)

[Osmanthus Touch](#)

[Magnolia Touch](#)

[Air-X<sup>®</sup>](#)

[Citrus Bloom<sup>®</sup>](#)

[Davana Touch](#)




# Introduction

## *BOGOs in Bloom: Embrace the Possibilities of Springtime Renewal*

The BOGOs in Bloom theme encapsulates the essence of springtime as a period of growth, renewal, and blossoming possibilities. Just as flowers bloom and thrive during this season, we invite you to experience a personal bloom with our BOGO offerings.

Each BOGO deal represents a chance to nourish the body and mind, enabling individuals to unlock their full potential and embrace a life of vitality.



ō  
PROMO

**BOGO 1**

**Buy** Tightening Serum 1oz  
**Get** Sun Face Mineral Sunscreen  
Daily Moisturizer 1.7oz





# Tightening Serum

## What's the Tightening Serum?

The Tightening Serum reduces the appearance of fine lines and wrinkles, while also leaving the skin feeling hydrated and smooth.

It features CPTG Certified Pure Tested Grade® [Frankincense](#), ['Iliahi \(Hawaiian Sandalwood\)](#), and [Myrrh](#) essential oils, as well as other powerful anti-aging ingredients to help deliver firmer, younger-looking skin.

## How Do I Use the Tightening Serum?

*Topically*

Apply to the face and neck in an upward, outward motion. Follow up with the [Anti-Aging Moisturizer](#).

## When Should I Use the Tightening Serum?

Use the serum during your daily skincare routine. For best results, apply the [Anti-Aging Moisturizer](#) and [Brightening Gel](#) after the Tightening Serum.

## Why the Tightening Serum?

No matter how old you are, the Tightening Serum can help you maintain soft skin, while also promoting a youthful complexion.

Many skincare products can irritate or dry out the skin, but the nourishing, soothing essential oils in the Tightening Serum can give you baby-soft skin, while also improving your overall complexion.

It's a safe, simple way to help reduce the appearance of fine lines and wrinkles. Easily incorporate it into your daily routine, replacing questionable commercial skin-beautifying methods.

Let the gentle, hydrating Tightening Serum provide your skin with the moisture and nourishment it needs.

## The Essential Skin Care Line

The Essential Skin Care line is designed to meet all your skincare needs, helping you keep your skin feeling and looking young, healthy, and gorgeous by maximizing the natural power of essential oils.

Beyond the Tightening Serum, the Essential Skin Care line also includes products like the [Facial Cleanser](#), [Invigorating Scrub](#), [Pore Reducing Toner](#), [Brightening Gel](#), [Anti-Aging Eye Cream](#), [Anti-Aging Moisturizer](#), and [Hydrating Cream](#).



## Tip:

### *Incorporating the Tightening Serum into Your Skincare Routine*

Start your routine by cleansing the face, applying toner (if you use it) and then gently rubbing the Tightening Serum on the face and neck. Apply any eye cream and finish.





# dōTERRA sun Face Mineral Sunscreen Daily Moisturizer

BOGO 1  
sun Daily Moisturizer

## What's dōTERRA sun Face Mineral Sunscreen Daily Moisturizer?

The best sunscreen is one you look forward to using every day. This dermatologist-tested moisturizer is also a broad-spectrum, SPF 28, mineral-based sun protector. The lightweight, skin-loving formula is safe for sensitive skin and shields your face from damaging UVA and UVB rays, as well as blue light-emitting screens.

The moisturizer feels so good going on, absorbs quickly without chalky residue, and makes your complexion look fresh and hydrated. You might not even want to apply makeup.

dōTERRA sun Face Mineral Sunscreen Daily Moisturizer is noncomedogenic and rich in antioxidants, vitamin E, and nourishing botanicals like evodia, grapeseed oil, and CPTG Certified Pure Tested Grade® essential oils. [Frankincense](#), [Helichrysum](#), [Magnolia](#), [Ylang Ylang](#), and [Lemongrass](#) essential oils lend a delightful aroma that makes applying this product a pleasure.

Using non-nano zinc oxide that can't be absorbed through the skin, dōTERRA sun Face Mineral Sunscreen Daily Moisturizer is reef-safe; vegan-friendly; and free of parabens, phthalates, oxybenzone, and synthetic fragrances.

## How Do I Use dōTERRA sun Face Mineral Sunscreen Daily Moisturizer?

*Topically*

Apply liberally 15 minutes before sun exposure. Reapply at least every two hours.

## When Should I Use dōTERRA sun Face Mineral Sunscreen Daily Moisturizer?

Dermatologists recommend applying sunscreen first thing in the morning. Damaging UV exposure is most likely to occur in North America between 10:00 a.m. and 4:00 p.m., and protecting yourself from UV rays is important year-round.

## Why dōTERRA sun Face Mineral Sunscreen Daily Moisturizer?

The sun is essential to life on earth. It provides energy for plants and regulates our planet's climate, but its rays are strong enough to damage human DNA.

Sunscreen acts as a shield against dangerous UV rays, which are strong enough to penetrate exposed skin and even wet clothing. Because these rays can be so harmful, we recommend incorporating sunscreen into your daily skincare routine to protect yourself against UVA and UVB rays that can cause cancer, discoloration, and signs of aging.

dōTERRA sun Face Mineral Sunscreen Daily Moisturizer also:

- Helps prevent unsightly skin problems like dark spots, redness, and dry skin.
- Reduces the signs of early aging, like fine lines and wrinkles.
- Keeps the skin healthy by protecting proteins like collagen, keratin, and elastin.
- Moisturizes the skin.

## dōTERRA sun Line

There's nothing quite like an easy, breezy summer day of play and relaxation. Such days can be even better with a little help from the dōTERRA sun line.

You shouldn't have to worry about what's in your sunscreen. With dōTERRA sun, you can feel confident knowing dōTERRA sun has you covered . . . naturally.

Along with the dōTERRA sun Face Mineral Sunscreen Daily Moisturizer, the dōTERRA sun line includes the [After Sun Restorative Body Spray](#), [Body Mineral Sunscreen Spray](#), [Face + Body Mineral Sunscreen Lotion](#), and [Face + Body Mineral Sunscreen Stick](#).



### Tip:

*Good Morning, Sunshine!*

Applying dōTERRA Sun Face Mineral Sunscreen Daily Moisturizer should be the last step in your skincare routine before putting on makeup.



Ö  
PROMO

**BOGO 2** | Buy Helichrysum Touch 10mL  
Get Frankincense Touch 10 mL





# Helichrysum Touch

## What's Helichrysum Touch?

Helichrysum is a mountain wildflower in the daisy family. It has slim, silvery leaves and yellow blossoms. Unlike many herbs, only the blossoms yield the fragrant essential oil.

This honey-sweet essential oil renews the skin, promotes a youthful complexion, and soothes minor skin irritations. It also reduces the appearance of blemishes.

dōTERRA Helichrysum Touch combines pure [Helichrysum](#) essential oil with [Fractionated Coconut Oil](#) in a 10 mL roller bottle.

## How Do I Use Helichrysum Touch?

### *Aromatically*

Roll on the palms, rub the palms together, cup them over your nose, and inhale deeply for a relaxing scent.

### *Topically*

Apply to the skin during your skincare routine to promote a glowing complexion and reduce the appearance of blemishes.

## When Should I Use Helichrysum Touch?

Helichrysum Touch should be the first product you pull out when you want to support the skin. Because it's prediluted, it's a great product to roll onto little ones for a soothing sensation. Helichrysum touch is also a perfect addition to adult skincare routines. Apply it after shaving or exfoliating to soothe the skin and promote a glowing complexion.



## Where Does Helichrysum Touch Come From?



\*In addition to the regions noted, many oils are also sourced from various regions of the world.

### *Albania*

Helichrysum essential oil is sourced from Albania. dōTERRA also sources Laurel Leaf, Juniper Berry, and Vitex essential oils from Albania, creating and sustaining jobs in rural areas. From multiyear contracts to school bathroom renovations, dōTERRA is committed to improving circumstances for helichrysum producers and their families.

## Why Helichrysum Touch?

The primary constituent in Helichrysum essential oil is neryl acetate, which has been shown in experimental research to support health-looking skin and reduce the appearance of skin irritations.

Helichrysum essential oil is also rich in acetophenones and phloroglucinols—molecules that support healthy-looking skin when applied topically.



### **Tip:**

#### *Take a Break*

When you need a break, turn to Helichrysum Touch for help. Roll it on the back of your neck and temples for a soothing sensation and then take a few deep breaths.



# Frankincense Touch

## What's Frankincense Touch?

Frankincense is one of the most treasured essential oils in the world, renowned for its powerful benefits. Frankincense comes from the *Boswellia* tree, which produces resin that hardens and can be collected, cleaned, and distilled into Frankincense essential oil.

dōTERRA Frankincense blends four tree species—*Boswellia carterii*, *B. frereana*, *B. sacra*, and *B. papyrifera*—enhancing the benefits of Frankincense essential oil, while also making our sourcing sustainable.

Frankincense Touch combines [Frankincense](#) essential oil and [Fractionated Coconut Oil](#) in a roller bottle for easy application. Frankincense touch soothes the skin, reduces the appearance of skin imperfections, and provides a meditative aroma.

## How Do I Use Frankincense Touch?

### *Aromatically*

Roll on your wrists or neck to enjoy its spicy, sweet scent throughout the day.

### *Topically*

Apply to minor skin irritations or blemishes or massage into the skin after exfoliating for a soothing sensation.

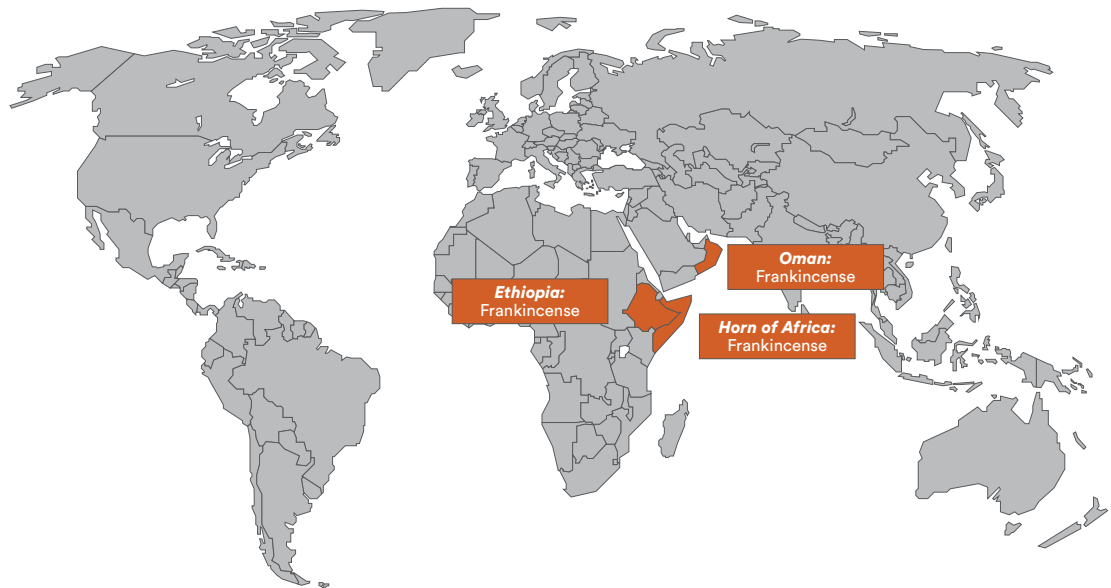
## When Should I Use Frankincense Touch?

Frankincense Touch offers support in many situations. Rub it over your heart, apply it to the spine or bottoms of the feet, keep a bottle in your bag for on-the-go skin support, and so much more.





## Where Does Frankincense Touch Come From?



Frankincense is known as the king of essential oils. It has many modern and historical applications, including incense, perfumes, sacred ceremonies, natural health solutions, cosmetic products, flavoring agents, and chewing gum.

Frankincense essential oil also has many practical uses, which is why it continues to be one of the most popular dōTERRA essential oils.

dōTERRA sources frankincense in many locations, including Oman, Ethiopia, and the Horn of Africa. Sustainability is of utmost importance to dōTERRA, which is why dōTERRA employs propagation, educates harvesters, and uses satellite imagery to ensure the species thrives.



## Why Frankincense Touch?

The monoterpene  $\alpha$ -Pinene is the primary chemical constituent in several essential oils, including Frankincense.

Recent research suggests  $\alpha$ -Pinene may support the skin, helping it look healthy and reducing the appearance of skin imperfections when applied topically.



### Tip:

*Use Frankincense Touch throughout Your Day*

- Apply to the wrists, temples, and heart first thing in the morning. Inhale deeply to start the day with a relaxing aroma.
- Massage into the face before applying light moisturizer during your morning skincare routine.
- Roll on the pulse points before practicing yoga or meditation.
- Apply it to the wrists or pulse points as a reminder to stop and take a deep breath during tense or frustrating moments.
- Massage into the face during your evening skincare routine to promote a rejuvenated, healthy-looking complexion.
- Apply it to the bottoms of the feet before bed to create a relaxing, comforting sleeping space.



0  
PROMO

**BOGO 3** | Buy Melissa 5 mL  
Get Blue Tansy 5 mL





# Melissa

## What's Melissa?

Also known as lemon balm, melissa essential oil has been used in traditional European health practices for over 2,000 years. Emperor Charlemagne is said to have ordered the herb gardens in his empire to grow melissa.

One of the rarest dōTERRA essential oils, Melissa supports a healthy inflammatory response when taken internally, according to preclinical studies.\* It also provides a relaxing aroma and soothes the skin.

## How Do I Use Melissa?

### *Aromatically*

Diffuse in the evening as you wind down for the night. Put a drop in the palm, rub the hands together, cup them over your nose, and take a deep breath before bed.

### *Topically*

Mix a few drops with moisturizer or toner and massage into the skin. Apply directly to the spine or bottoms of the feet.

### *Internally*

Place a drop under your tongue; take a few drops in a Veggie Cap; or mix with water, tea, or juice.

## When Should I Use Melissa?

You can take Melissa internally when you need to support a healthy inflammatory response.\*

Bedtime is also a great time to get out Melissa. Diffuse it while you're getting ready for bed and then rub a few drops on the feet diluting with Fractionated Coconut Oil where needed. Put some socks on for extra absorption and coziness.





## Where Does Melissa Come From?



BOGO 3  
Melissa

## Why Melissa?

Melissa essential oil contains the chemical constituents citral, germacrene, and  $\beta$ -Caryophyllene. Current experimental research suggests citral has internal cleansing properties that may support a healthy inflammatory response when ingested.\*

## Melissa DIY: Toner

You only need three simple ingredients and a few minutes—seconds, if you're quick—to put this easy DIY together.

### *Ingredients:*

Witch hazel  
Distilled water  
15–20 drops Melissa

### *Instructions:*

1. Add the Melissa to a container. (We suggest a small spray bottle.)
2. Fill the remainder of the container with equal parts distilled water and witch hazel.
3. Shake well and spritz on the face between washing and applying moisturizer.



## Tip:

*Ready for Teatime?*

A mug of hot water with honey and a few drops of Melissa and Lemon essential oils makes for a simple, cozy cup of tea that's perfect for rainy days.

## Melissa Diffuser Blend:

*Stars at Night:*

- 1 drop Melissa
- 2 drops [Roman Chamomile](#)
- 2 drops [Lavender](#)

BOGO 3  
Melissa





# Blue Tansy

## What's Blue Tansy?

Blue Tansy essential oil is distilled from the flowers, leaves, and stems of the blue tansy or Moroccan tansy plant, an aromatic Mediterranean plant in the daisy family. The tiny flowers grow in tight clusters.

Surprisingly, blue tansy flowers are actually yellow. The essential oil's rich blue color comes from its [chamazulene](#) content, which forms during the [steam-distillation](#) process. Chamazulene soothes the skin and contributes to a relaxing massage. It also has a refreshing, herbaceous scent.

## How Do I Use Blue Tansy?

### *Aromatically*

Place a few drops in the diffuser of your choice and diffuser for a gently, calming aroma.

### *Topically*

Add a drop or two to your favorite moisturizer or cleanser to help reduce the appearance of blemishes or soothe skin irritations. Combine a few drops with Fractionated Coconut Oil and apply in a post-workout massage. Use carefully around fabrics or other surfaces to avoid stains.

## When Should I Use Blue Tansy?

At the end of a long and strenuous day or a big event, massage Blue Tansy into tired muscles for a soothing sensation.

You can also incorporate blue Tansy into your morning or evening skincare routine. It's a great addition to a homemade facial mask or soothing Epsom salts soak.





## Where Does Blue Tansy Come From?



BOGO 3  
Blue Tansy

## Why Blue Tansy?

Blue Tansy essential oil belongs to the same family as Roman and German Chamomile. Like Roman Chamomile, the aroma of Blue Tansy is relaxing.

Blue Tansy also contains sabinene, myrcene, and camphor. Sabinene is a cyclic monoterpene known for its woody, spicy aroma and its ability to diminish the appearance of blemishes. Camphor soothes and cools the skin, making Blue Tansy an excellent addition to massages.





## Blue Tansy DIY: Blue Tansy Sugar Scrub

This exfoliating Blue Tansy sugar scrub will leave your skin feeling soft and refreshed. Use it on your hands, feet, elbows, knees, and more. And the best part? You probably already have all the ingredients you need to make it.

### *Ingredients:*

- ¾ cup white sugar
- ½ cup [Fractionated Coconut Oil](#)
- 12 drops Blue Tansy

**Tip:** In place of white sugar, you can use brown sugar or sea salt. In place of Fractionated Coconut Oil, you can use almond, grapeseed, or olive oil.

### *Instructions:*

1. Combine the sugar and Fractionated Coconut Oil in a bowl.
2. Add the Blue Tansy and mix well.
3. If needed, add more sugar or Fractionated Coconut Oil to reach your desired consistency.



## Tip:

### *It's Not Easy Being Blue*

To avoid accidental stains and even help Blue Tansy absorb more efficiently into your skin, make your own prediluted roller bottle for convenient topical use.

## Blue Tansy Diffuser Blend

### *Good Morning, Beautiful*

- 3 drops Blue Tansy
- 3 drops [Lavender](#)
- 4 drops [Copaiba](#)
- 2 drops [Frankincense](#)

Ö  
PROMO

**BOGO 4**

**Buy** Osmanthus Touch 10mL  
**Get** Magnolia Touch 15 mL





# Osmanthus Touch

## What's Osmanthus Touch?

The complex aroma of Osmanthus Touch is rich, sweet, and fruity, with hints of apricot and pear. It can help create a calming environment during meditation or yoga. Osmanthus Touch also hydrates and soothes the skin.\*

## How Do I Use Osmanthus Touch?

### *Aromatically*

Apply to the wrists to enjoy a beautiful, personalized aroma throughout the day.

### *Topically*

Massage into the face to hydrate the skin or incorporate into a full-body massage.

## When Should I Use Osmanthus Touch?

Incorporate the skin-supportive benefits of Osmanthus Touch into your skincare routine. Roll it on before applying moisturizer during your morning or evening routine.

The comforting, sweet aroma of Osmanthus Touch can also help you start your day off right or improve yoga or meditative experiences. Roll Osmanthus Touch on your wrists for a positive scent that'll prepare you for whatever comes your way.

## Where Does Osmanthus Touch Come From?





Cultivated in eastern Asia, osmanthus is a small evergreen shrub or tree. It's in the same botanical family as jasmine and lilac. The tiny orange blossoms of the osmanthus plant are commonly used to enhance the flavor of green and black tea. Labor-intensive and expensive to produce, Osmanthus essential oil is often used in fine perfumes.

## Why Osmanthus Touch?

Imagine starting your day with the gentle embrace of apricot and pear, setting a positive tone for the day ahead.

This unique product combines the sweet, uplifting aroma of Osmanthus with the moisturizing benefits of Fractionated Coconut Oil, making it a delightful addition to your daily routine. Its comforting aroma is perfect for enhancing your meditation or yoga practices.



## Tip:

### *5 Minutes of Me Time*

When you have a hectic day, take advantage of the comforting aroma of Osmanthus with a quick me-time routine.

Roll Osmanthus Touch on your hands, rub them together, and inhale deeply. Sit quietly for a few minutes, breathing in the sweet aroma of this lovely essential oil, and let yourself reset before moving on with your day.



†Ahiflower® is a registered trademark of Natures Crops International.





# Magnolia Touch

BOGO 4  
Magnolia Touch

## What's Magnolia Touch?

Steam-distilled from the sturdy petals of the magnolia flower, Magnolia essential oil has a fruity and floral aroma that promotes a relaxed space. Expertly combined with Fractionated Coconut Oil, Magnolia Touch moisturizes and soothes the skin. Add it to your daily routine to help keep the skin clean and hydrated.

## How Do I Use Magnolia Touch?

### *Aromatically*

Apply to the wrists to enjoy a beautiful, signature aroma throughout the day. Layer with [Whisper Touch](#) for a delicious, spiced fruit scent.

### *Topically*

Massage into the skin before applying moisturizer to promote an even complexion and enjoy a soothing sensation.

## When Should I Use Magnolia Touch?

After you get dressed for the morning, roll Magnolia Touch on your wrists instead of perfume. Dab it on the face or neck before your moisturizer morning and night for a soothing sensation.

Before you start work or when you get home from a long, chaotic day, roll Magnolia Touch on the bottoms of your feet to enjoy the gentle, comforting aroma.

## Where Does Magnolia Touch Come From?





The magnolia tree has species scattered throughout South Asia, the Pacific, and North America, but dōTERRA sources Magnolia essential oil from magnolia trees in southern China because of their especially potent aroma.

By sourcing Magnolia essential oil in southern China, we provide jobs for local farmers, harvesters, and distillers in rural areas.

Magnolia trees were once quite large. Traditionally, farmers harvesting the flowers had to erect scaffolding around the trees to access and pick the Magnolia flowers. At some point, the trees were cultivated to be shorter so the flowers would be easier to pick.

The trees are planted in giant wooden or cement containers. Once they mature, the trees are replanted in the ground. The trees continue to grow, but they grow out rather than up, which makes harvesting easier, safer, and quicker.

The essential oil comes from the magnolia flower. Flowers are picked from the tree by hand, then spread out to dry for a few hours before distillation. Magnolia flowers can be harvested twice a year: first in the summer and again in the late fall or early winter.

## Why Magnolia?

The aroma of Magnolia Touch is distinctly sweet and floral, reminiscent of a freshly blooming magnolia. Wearing it will have people saying, "You smell amazing! What are you wearing?"

The gentle, yet noticeable floral notes of Magnolia Touch can create a relaxing, uplifting space, enhancing your daily routine with a touch of nature's tranquility.



### Tip:

#### *Make Your Own "Pure"-fume*

Magnolia Touch makes a wonderful personal fragrance on its own, but you can roll on Magnolia Touch and then layer it with a few drops of [Ylang Ylang](#) or [Bergamot](#) essential oil for a more customized daily fragrance.



Ö  
PROMO

**BOGO 5** | Buy Air-X 15mL  
Get Citrus Bloom 15mL





# Air-X

## What's Air-X?

Air-X® blends Litsea, [Tangerine](#), [Grapefruit](#), [Frankincense](#), and [Cardamom](#) essential oils. It's citrusy, wood aroma was designed to freshen the air when diffused.

## How Do I Use Air-X?

### *Aromatically*

Diffuse to freshen the air and cultivate a calm but energized space.

### *Topically*

Apply it to the chest and back or the bottoms of your feet for a refreshing experience. Avoid exposure to UV rays for at least 12 hours after applying.

### *Internally*

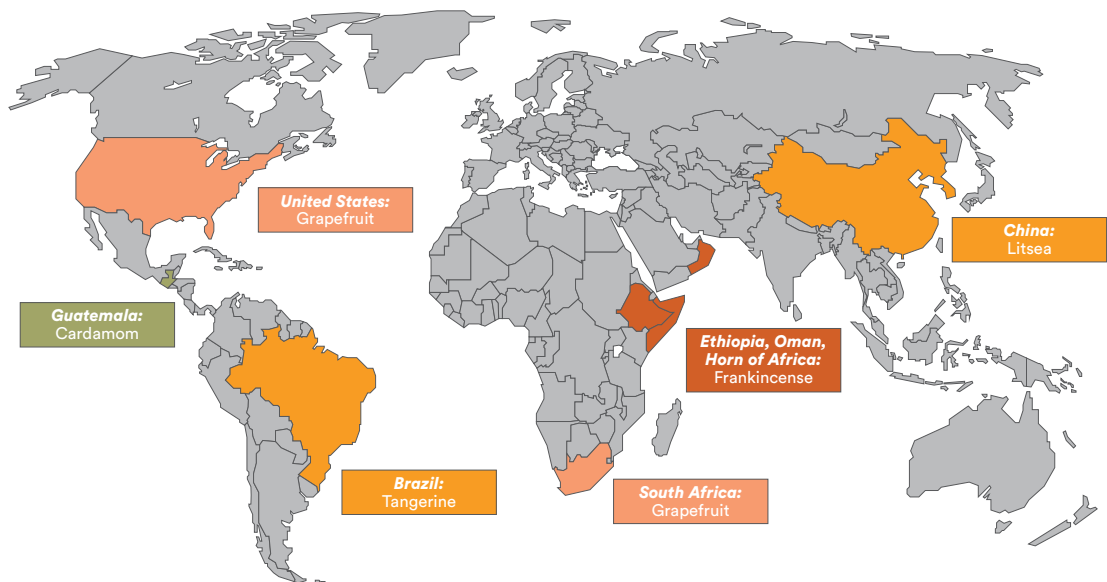
Add a drop to your water to enrich the flavor.

## When Should I Use Air-X?

Use Air-X whenever you need fresh air. Diffuse it in your home or office to create an uplifting, rejuvenating environment.

You can also use Air-X to clean surfaces in your home. Add a few drops to a spray bottle with water or white vinegar for a refreshing all-purpose cleaner.

## Where Does Air-X Come From?





## Cardamom

[Cardamom](#) is sourced from Guatemala. Cō-Impact Sourcing® initiatives support biweekly, hands-on training for cardamom farmers, teaching them about seed selection, planting, harvesting, and plant care. The training helps farmers see a higher quality and increased quantity of cardamom, as well as receive a higher price for their product.

dōTERRA Healing Hands® has worked on a variety of community development projects in Guatemala.

At Mario Mendez Montenegro Kindergarten School in Huehuetenango, they provided new bathrooms with toilets and a new roof. They repaired an old fence and put in a brand-new, colorful picket fence around the play area. The building and classrooms were also repainted with bright, beautiful colors and playful designs.

In the Polochic Valley, a partnership between CHOICE Humanitarian and dōTERRA Healing Hands funded the Sika'abe Training Center. In Q'eqchi, sika'abe means to seek one's path.

The training center focuses on breaking the cycle of poverty by providing vocational training to locals in a variety of specialties, including construction, woodworking, welding, hospitality, and agriculture.





## Why Air-X?

The lemony scent of Litsea is fresh and bright. Geranial and neral—the two main chemical components of the essential oil—may offer cleansing benefits.

[Grapefruit](#) is a favorite essential oil to use as an air freshener, thanks to its delightful aroma. Grapefruit has an uplifting, cheering effect on any space. The primary chemical constituent of Grapefruit is limonene, which is also present in other citrus oils, including Tangerine. This constituent contributes to the cleansing properties of Air-X.

[Tangerine](#) is fresh, tangy, and cleansing. Its aroma creates an uplifting environment.

[Frankincense](#) offers many powerful soothing benefits, as well as a warm, rich aroma.

[Cardamom](#) provides a warm, balsamic scent.

## Air-X DIY: Room Spray

### *Ingredients:*

20 drops Air-X  
Distilled water

**Tip:** In place of white sugar, you can use brown sugar or sea salt. In place of Fractionated Coconut Oil, you can use almond, grapeseed, or olive oil.

### *Instructions:*

1. Combine the Air-X with the water in a glass spray bottle. Depending on the size of your spray bottle, you may wish to add more drops of the blend.
2. Shake and spray liberally to refresh your space.



## Tip:

### *Bedtime Breaths*

Before bed, dilute a few drops of Air-X with Fractionated Coconut Oil and apply to the chest and back. Then bring the hands to the face and take three slow, deep breaths.

## Air-X Diffuser Blend

### *Take a Breather*

3 drops Air-X  
2 drops [Wild Orange](#)  
1 drop [Frankincense](#)



# Citrus Bloom

## What's Citrus Bloom?

Citrus Bloom® welcomes spring into your home with its combination of bright citruses and fragrant florals. This essential oil blend combines [Wild Orange](#), [Grapefruit](#), [Lavender](#), [Roman Chamomile](#), and [Magnolia](#).

## How Do I Use Citrus Bloom?

### *Aromatically*

Diffuse around the home or stop and take a few deep breaths from the palms—or the bottle—to appreciate the sweet aroma.

### *Topically*

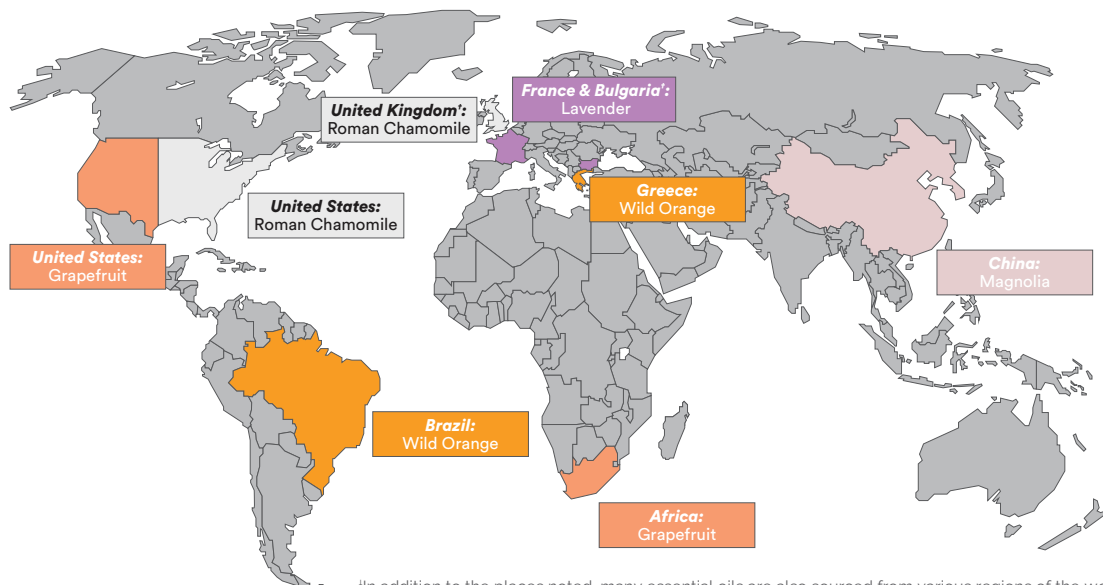
Apply to your neck and wrists as a personal aroma or add to lotion for an evening massage that smells as sweet as it is soothing.

## When Should I Use Citrus Bloom?

Start your morning optimistically by diffusing Citrus Bloom. You might also diffuse it in the kitchen as children wake to boost their spirits before playtime or summer camp.

After an evening bath, combine Citrus Bloom with lotion and apply it for a luxuriously sweet and settling scent. You can also incorporate it into a relaxing hand or foot massage before bed.

## Where Does Citrus Bloom Come From?



<sup>†</sup>In addition to the places noted, many essential oils are also sourced from various regions of the world.



## Wild Orange

Greece and southern Brazil have the perfect climates for citrus growing and consequently producing high-quality citrus oils. Citrus oils like Wild Orange are typically produced alongside a juicing operation, where the essential oils are expressed from the rinds and the juice is pressed from the whole fruit.

## Grapefruit

The US is the world leader in grapefruit production, producing over 1.5 million tons of grapefruit every year. South Africa is another leading country.

[Grapefruit](#) essential oil is cold-pressed from the peel, like many other citrus oils. Grapefruits that can't be sold on the fresh market because of bruising or aesthetic deficiencies are pressed for juice and essential oil.







## Lavender

Bulgaria is an agricultural haven for aromatic plants, and the people are rich in expertise. Near the Black Sea, the sunny and dry climate—coupled with the well-drained, sandy soil—make the growing conditions ideal.

France is famous for producing exceptionally high-quality lavender. Some historians estimate lavender production there dates back as far as 600 BC.

Though its color is most brilliant in the early summer, we harvest our lavender in July. Once its bright purple color has started fading from exposure to the summer heat, the plant produces higher quantity and quality [Lavender](#) essential oil.

## Roman Chamomile

Roman chamomile can be difficult to cultivate because of its sensitivity to weather fluctuations. The high and regular amount of rainfall per year in the Pacific Northwest and some parts of England—along with a relatively consistent climate—make these areas great for growing Roman chamomile.

[Roman Chamomile](#) essential oil is steam-distilled from the flowers, which must be harvested shortly after blooming.

## Why Citrus Bloom?

[Wild Orange](#) is renowned for its sweet, bright, and lively aroma. Like the other citrus oils, it's also cleansing.

[Grapefruit](#) is known for its sparkling scent. It's frequently used in skincare because of its purifying properties.

The aroma of [Lavender](#) is unmistakable and beloved. It's incredibly soothing to the skin.

[Roman Chamomile](#) and [Magnolia](#) are commonly found in perfumes. Both Roman Chamomile and Magnolia have aromas that produce calming environments.





## Tip:

### *Summer Sunshine*

Because Citrus Bloom contains citrus oils, you should only apply it topically when you know you won't be in direct sunlight for a while. It's best to avoid sunlight or UV rays for at least 12 hours after applying citrus oils to avoid any skin photosensitivity.

## Citrus Bloom DIY: Essential Oil Shower Melts

There's nothing quite like a refreshing shower to start the day—except perhaps a warm, relaxing shower at the end of a long one! These Citrus Bloom shower melts will transform your shower into a spa-like experience.

### *Ingredients:*

- 1 cup cornstarch
- 2 tablespoons distilled water
- 5–7 drops Citrus Bloom

### *Instructions:*

1. Mix the Citrus Bloom and corn starch in a bowl. (It'll look like crumbly powder.)
2. Pour in the two tablespoons of distilled water. Continue to mix until clumps begin to form.
3. Once you have a thick paste, pack the mixture into a mini ice cube tray.
4. Freeze the contents for an hour or until the mixture is set.
5. Place a melt on the shower floor and turn on the water. As the water stream hits the cube, it'll begin dissolving, and the aroma of Citrus Bloom will fill the air.

**Note:** You don't need to keep the melts in the freezer. Once they're set, you can store them in a jar in a cool, dry place. If your cubes seem runny, you can store them in the freezer instead and try adding a little less water the next time you make them.

## Citrus Bloom Diffuser Blend

### *Life in Full Bloom*

- 3 drops Citrus Bloom
- 3 drops [Grapefruit](#)
- 1 drop [Bergamot](#)



# Davana Touch

## What's Davana Touch?

Sourced from its native southern India, Davana Touch is a flirtatious, sensual essential oil with an aroma that reacts differently with each person.

Davana is also known as *dhavanam* or *damanaka*—its Sanskrit name. The plant's leaves are frequently used in floral bouquets and flower arrangements. The davana plant is a member of the daisy family and a relative of Roman and German chamomile. The essential oil is steam-distilled from the blossom, leaf, and stem.

## How Do I Use Davana Touch?

### *Topically*

Roll on your wrists and neck, enjoying the unique aroma, or incorporate into your skincare routine to maintain the look of healthy skin.

### *Aromatically*

Rub on the palms and inhale for a sweet, warm, and exotic scent.



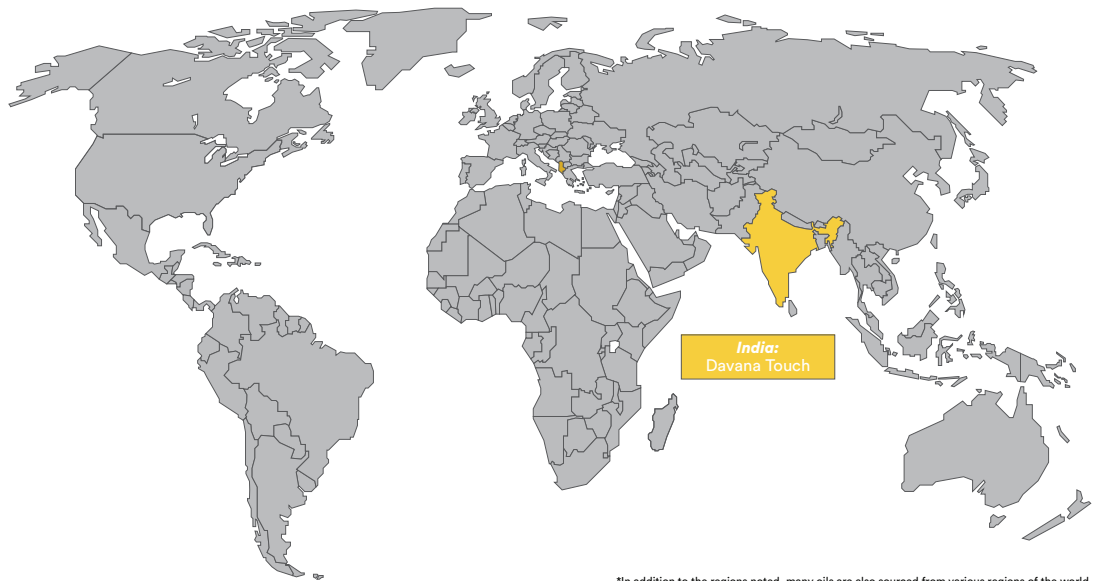


## When Should I Use Davana Touch?

Summertime creates a perfect backdrop for socializing and making memories. Before going out, rub Davana Touch on your wrists and neck to create an alluring, flirtatious aroma.

You can also add Davana Touch to your skincare routine. Simply roll it onto your face in the morning to give yourself a healthy glow and wake up your senses.

## Where Does Davana Touch Come From?



\*In addition to the regions noted, many oils are also sourced from various regions of the world.

## Why Davana Touch?

Davana Touch features a pleasant, herbaceous aroma with plum and raisin notes. When applied to the skin, this rich, adaptive essential oil creates an aroma unique to each person. The Fractionated Coconut Oil hydrates and maintains the skin's natural barrier.



### Tip:

#### *Davana Touch as a Personal Fragrance*

Davana has a sweet, warm, and exotic scent, with fruity tones and a hint of wood. Its versatile scent blends well with almost all essential oil types.

To give yourself a confidence boost before going out on warm summer nights, layer Davana Touch with Neroli Touch for a fun, natural perfume.